

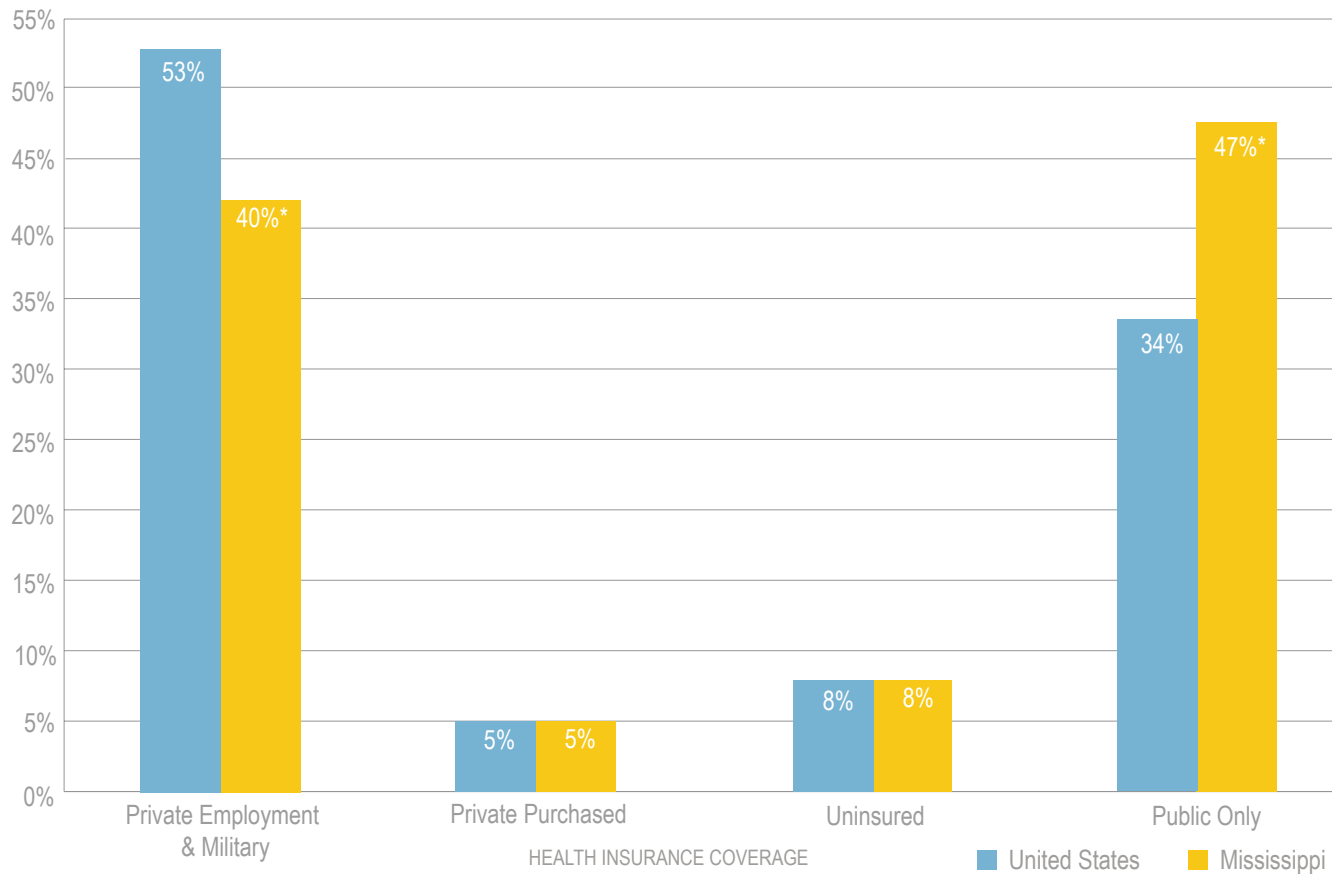
Center *for* Mississippi Health Policy

CHART BOOK:

A PROFILE OF HEALTH COVERAGE FOR MISSISSIPPI CHILDREN

May 2015

Children 0-18 Years of Age Health Coverage by Type in the United States and Mississippi, 2013



Mississippi children under 19 years of age have identical uninsurance levels as the U.S. at 8 percent.

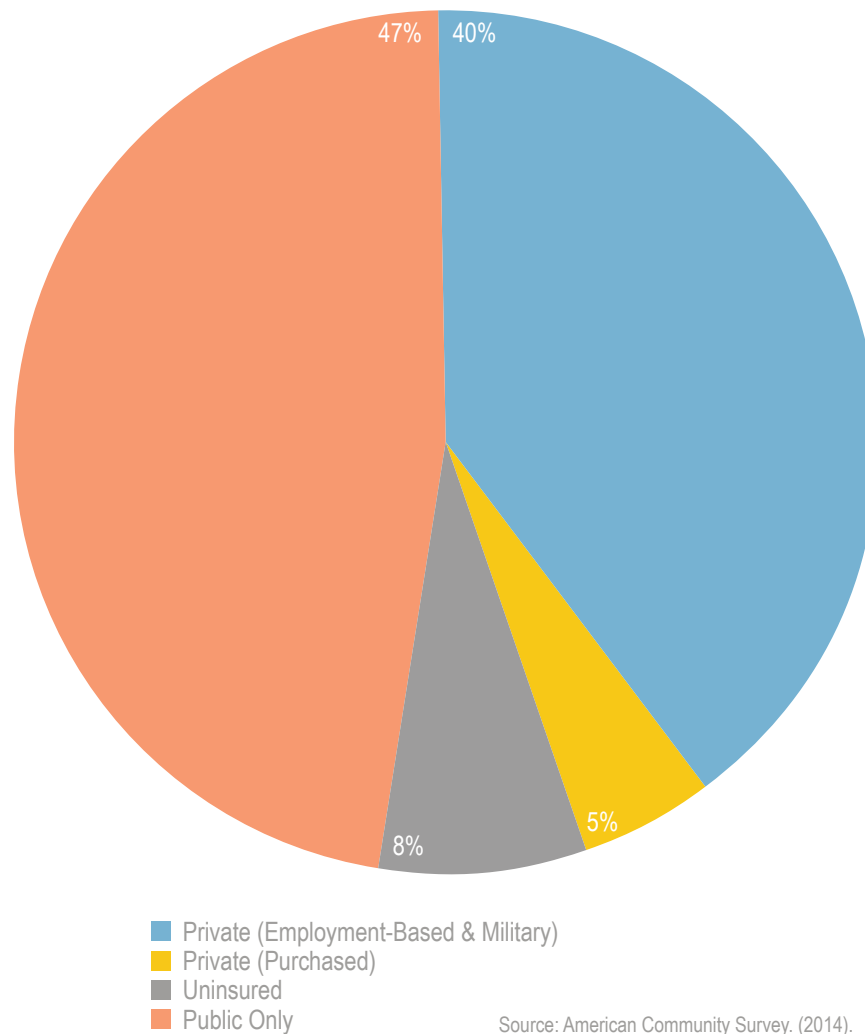
Mississippi children have significantly higher rates ($p < .01$) of health insurance coverage under public programs such as Medicaid and the Children's Health Insurance Program (CHIP) and significantly ($p < .01$) lower rates of private, employer-based health insurance coverage than the national rate.

Source: American Community Survey. (2014). Health Insurance Coverage in 2013.

Data Compiled by SHADAC using IPUMS-ACS.

*Note: Statistically significant difference ($p < .01$).

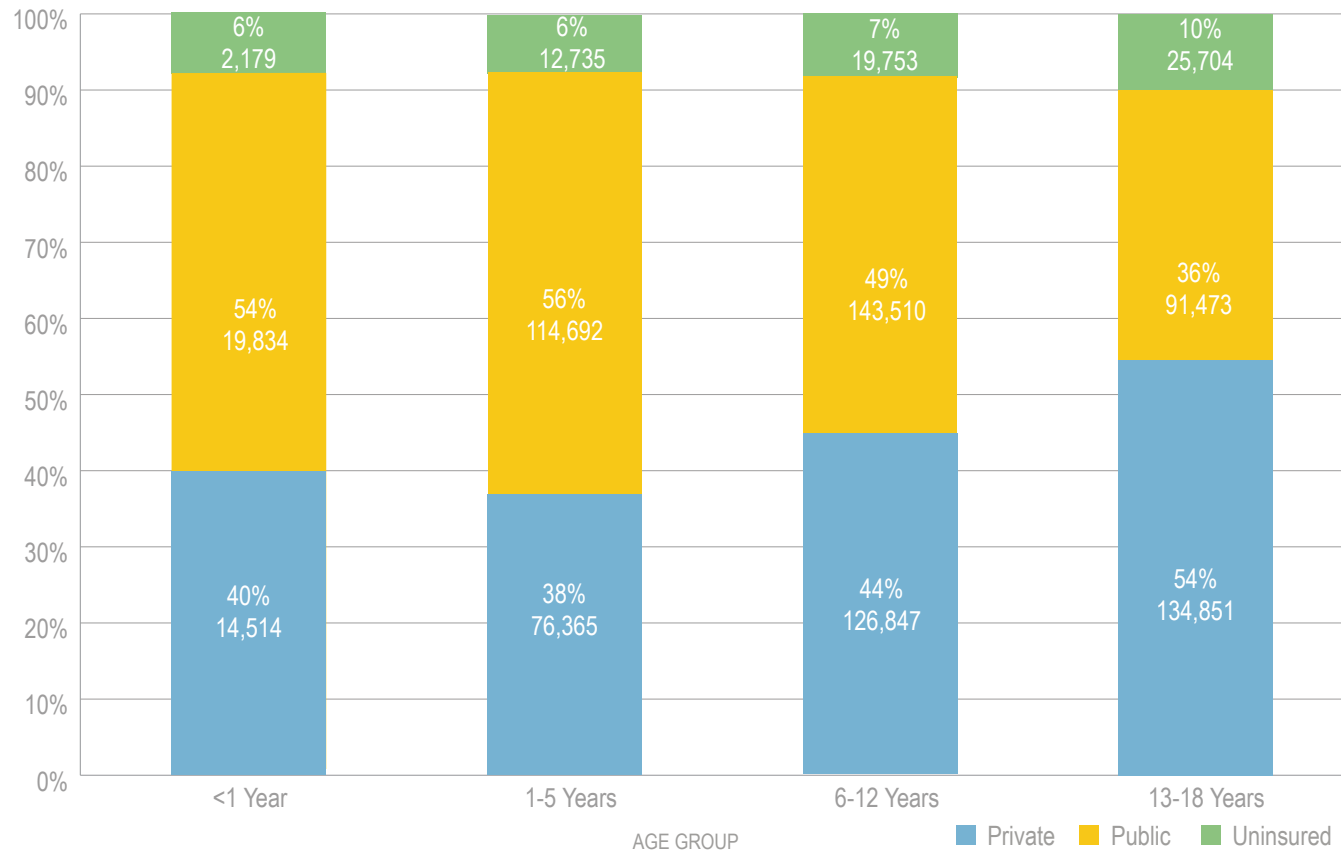
Mississippi Children 0-18 Years of Age Distribution by Type of Coverage, 2013



Nearly half (45%) of Mississippi children have private health coverage, primarily through their parents employer-based health plans. About 1 out of 12 (8%) children lacks health insurance coverage in Mississippi. Public programs provide coverage for nearly half (47%) of Mississippi's children.

Source: American Community Survey. (2014).
Health Insurance Coverage in 2013.
Data Compiled by SHADAC using IPUMS-ACS.

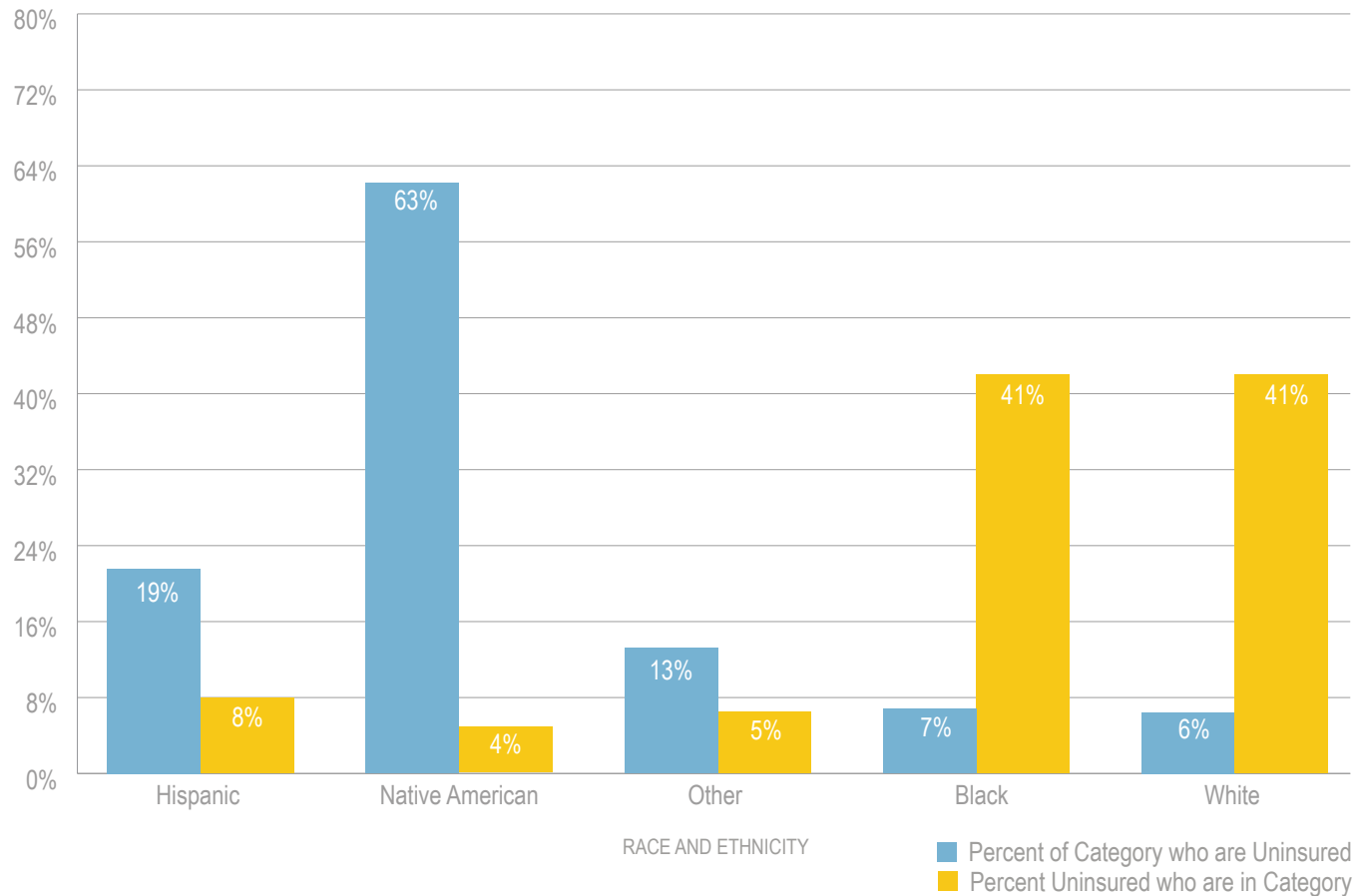
Mississippi Children 0-18 Years of Age Type of Coverage by Age Group, 2013



Rates of public coverage decline as children progress in age. In contrast, private coverage and uninsured rates rise as children's age increases.

Source: American Community Survey. (2014). Health Insurance Coverage in 2013.
Data Compiled by SHADAC using IPUMS-ACS.

Mississippi Children 0-18 Years of Age Uninsurance by Race and Ethnicity, 2013

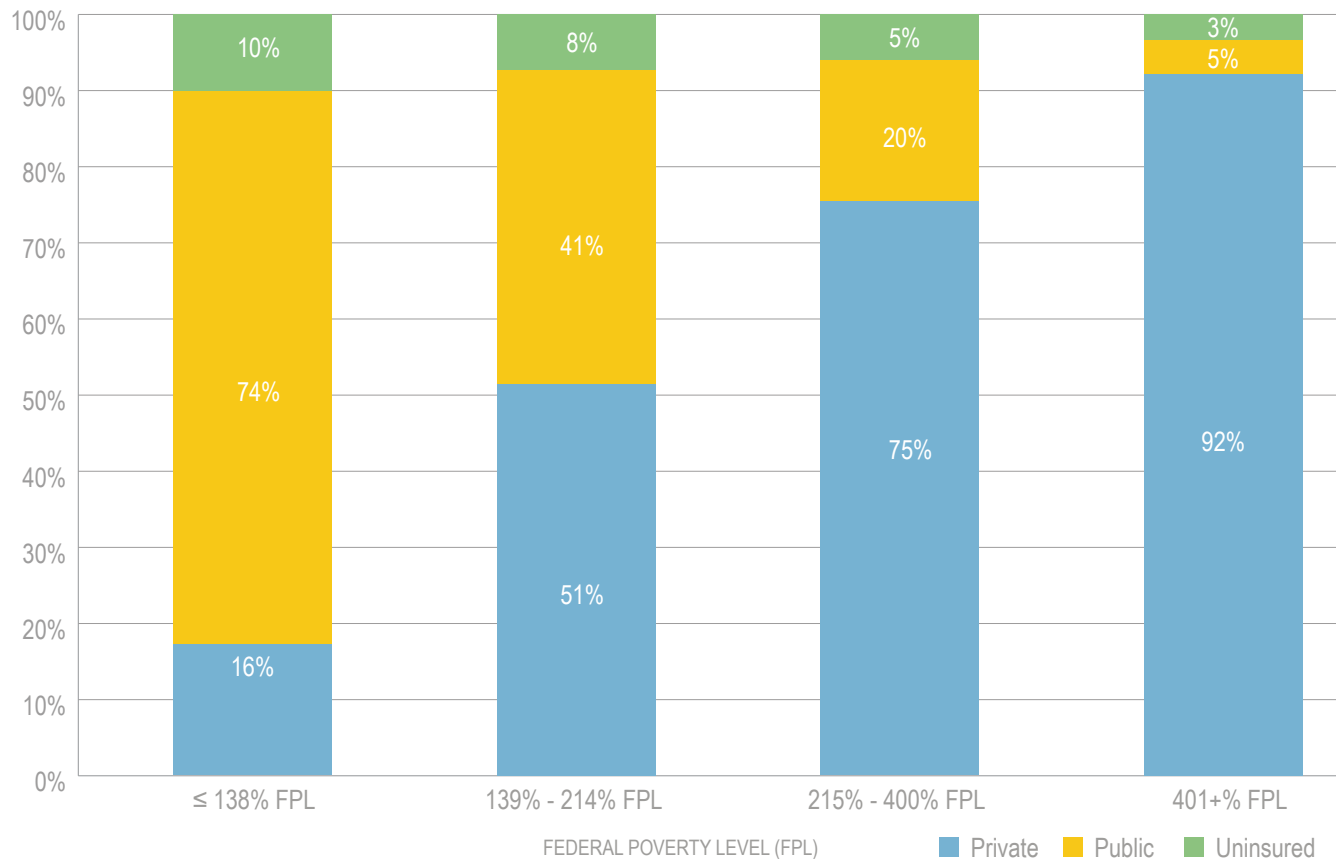


Source: American Community Survey. (2014). Health Insurance Coverage in 2013.
Data Compiled by SHADAC using IPUMS-ACS.

Uninsurance rates are highest for Native American and Hispanic children. Over half (63%) of Mississippi Native American children and almost one out of five (19%) Hispanic children are uninsured, compared to 7 percent of Black children and 6 percent of White children.

Due to the smaller numbers of Mississippi children who are Hispanic or Native American, these children represent a small percentage, 8 and 4 percent respectively, of the uninsured children in Mississippi. Less than half (41%) of the percentage of uninsured children are Black and the same percentage (41%) are White.

Mississippi Children 0-18 Years of Age Distribution of Coverage by Federal Poverty Level, 2013

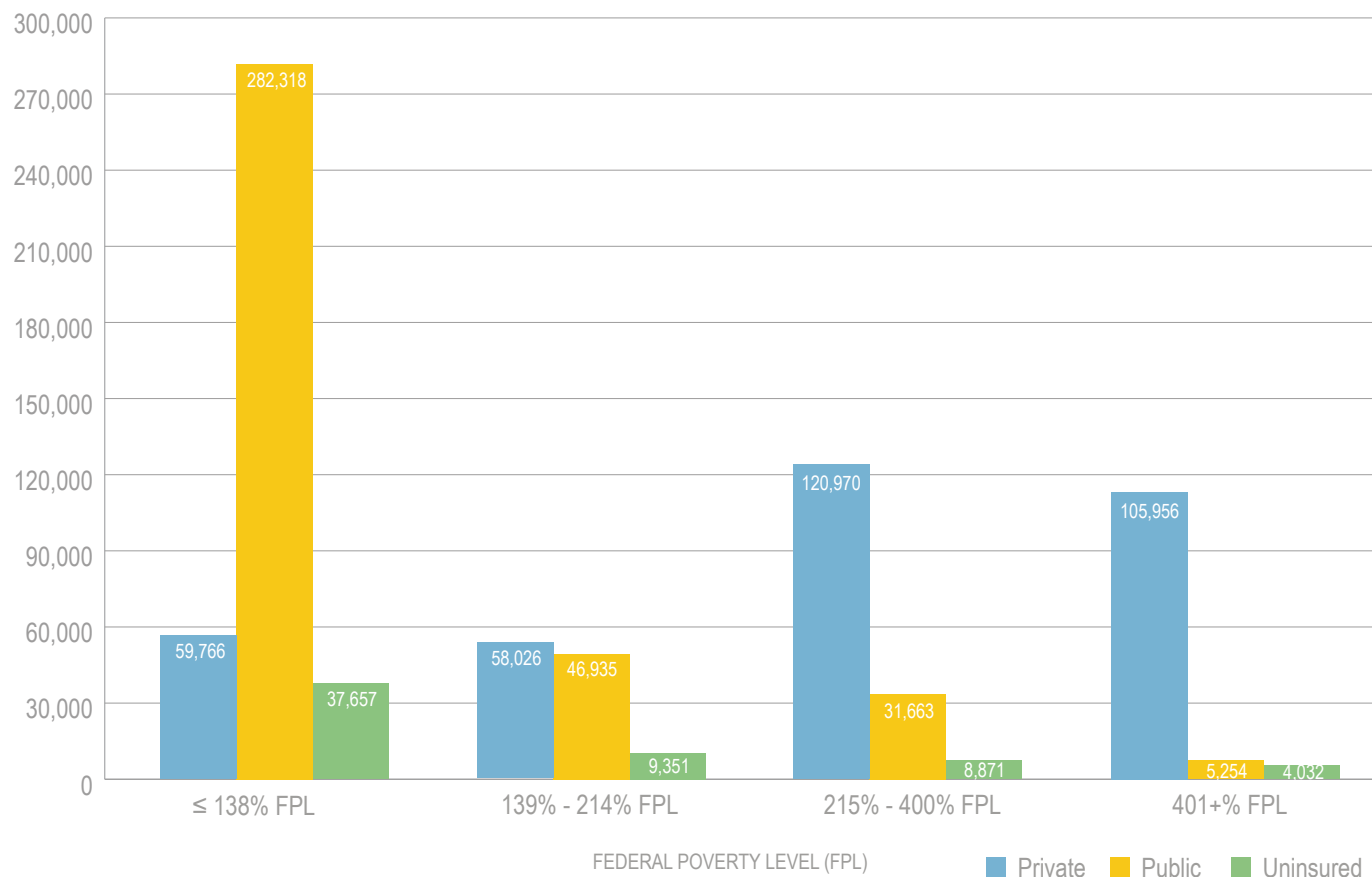


Rates of public coverage and uninsurance decline as family income rises. In contrast, private coverage rates rise as children's family income increases.

Income limits for children to qualify for Medicaid in Mississippi is 133 percent of the Federal Poverty Level (FPL) and for CHIP, it is 209 percent FPL. As Federal law provides for a 5 percent "income disregard" concerning family income limits for eligibility in Medicaid and CHIP, the effective limit is 138 percent FPL for Medicaid and 214 percent FPL for CHIP.

Source: American Community Survey. (2014). Health Insurance Coverage in 2013.
Data Compiled by SHADAC using IPUMS-ACS.

Mississippi Children 0-18 Years of Age Type of Coverage by Federal Poverty Level, 2013

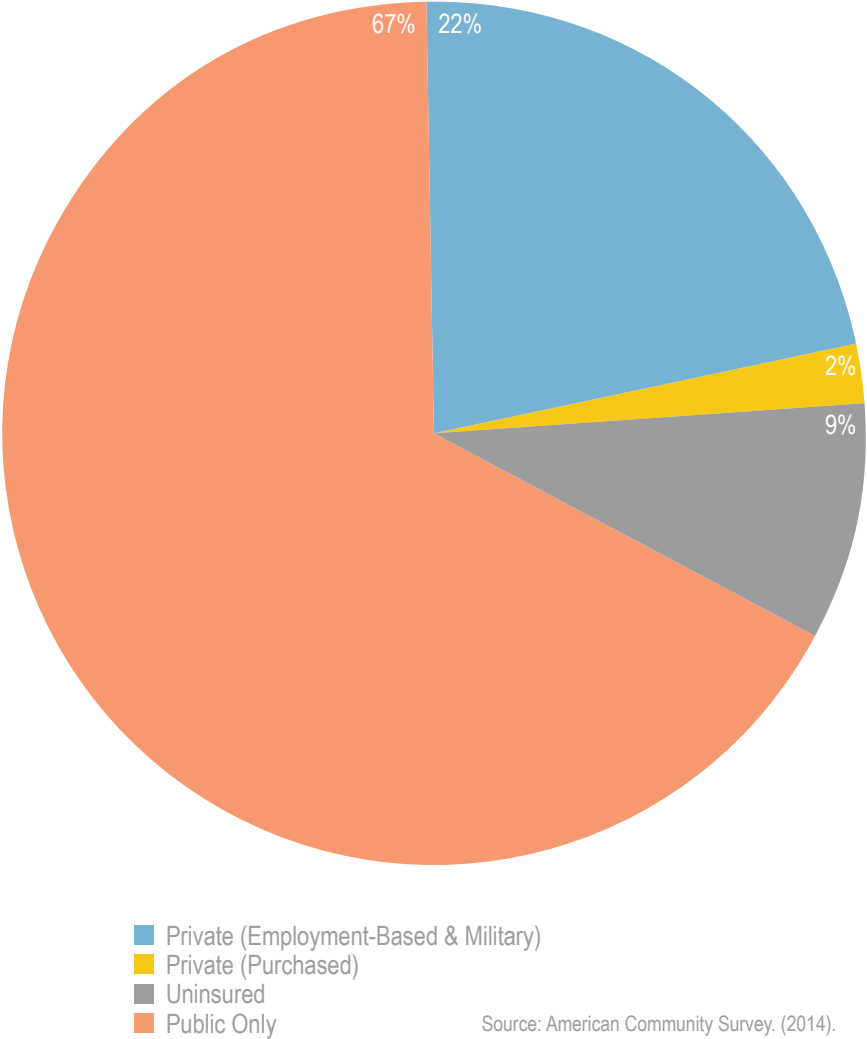


Approximately 47,008 uninsured children in families with incomes at or below 214 percent of the Federal Poverty Level are likely income-eligible for Medicaid or CHIP.

Almost 9,000 uninsured children have family income levels that may qualify them for subsidized coverage through the Federal Health Insurance Marketplace.

Source: American Community Survey. (2014). Health Insurance Coverage in 2013.
Data Compiled by SHADAC using IPUMS-ACS.

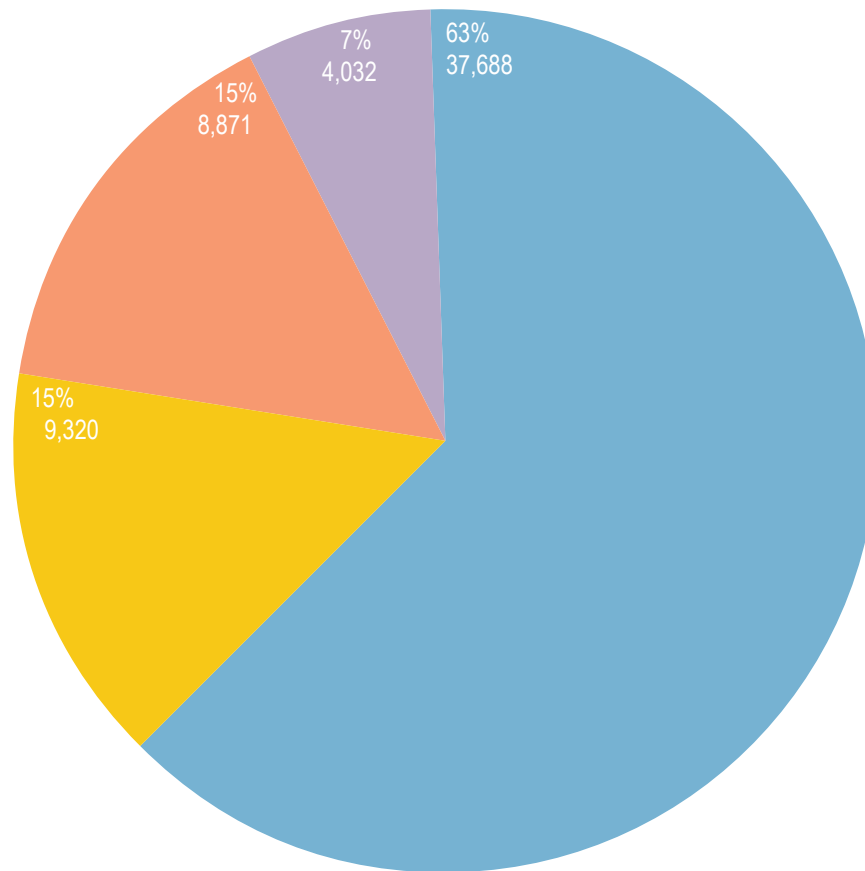
Mississippi Children 0-18 Years of Age At or Below 214% Federal Poverty Level
Distribution by Type of Coverage, 2013



Public health insurance covers two-thirds (67%) of low income children in Mississippi, while 1 out of 11 (9%) children living in this income group lacks health insurance coverage.

Source: American Community Survey. (2014).
Health Insurance Coverage in 2013.
Data Compiled by SHADAC using IPUMS-ACS.

Uninsured Mississippi Children 0-18 Years of Age Distribution by Potential Coverage Eligibility Based on Federal Poverty Level, 2013



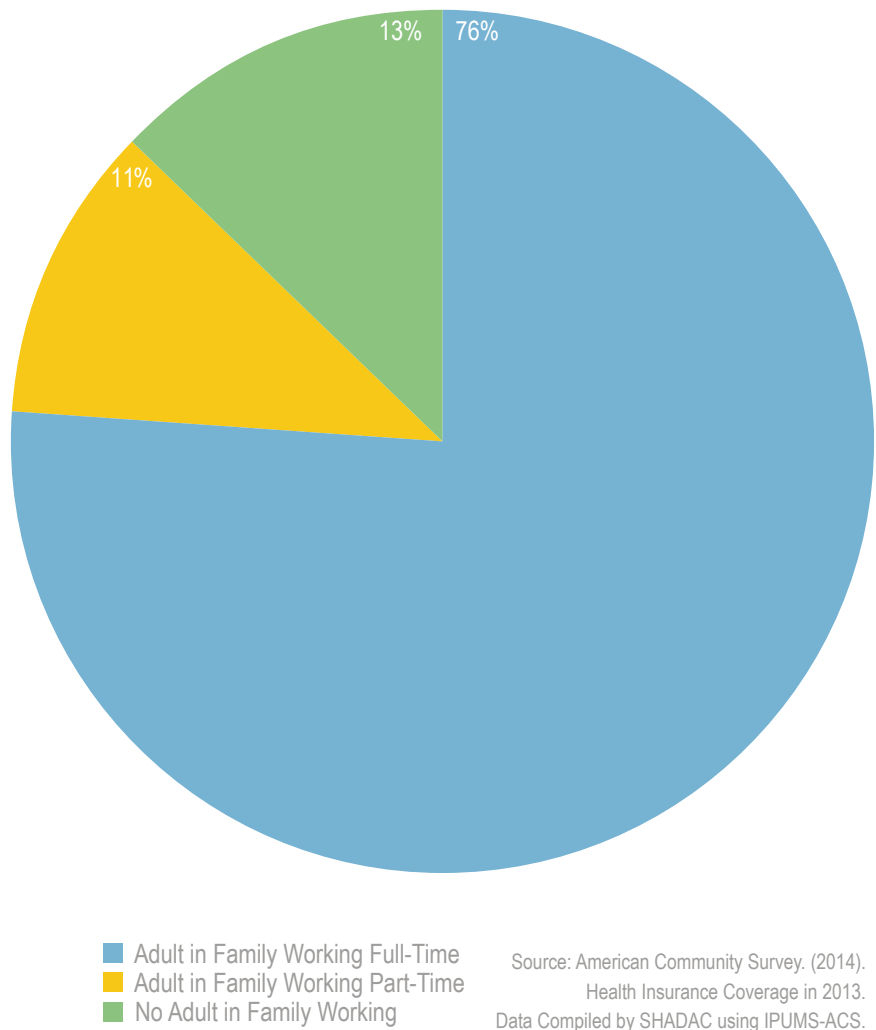
■ Medicaid Eligible
■ CHIP Eligible
■ Marketplace Subsidy Eligible
■ Over 400% FPL (Ineligible for Marketplace Subsidy)

Source: American Community Survey. (2014).
Health Insurance Coverage in 2013.
Data Compiled by SHADAC using IPUMS-ACS.

More than three-quarters of uninsured children (78%) in Mississippi, approximately 47,008, are eligible for public insurance coverage either through the Medicaid or the Children's Health Insurance Program (CHIP) based on Federal income level eligibility limits. Uninsured children (15%) not eligible for Medicaid or CHIP in households with incomes up to 400 percent FPL may be eligible for private health insurance subsidies if purchased through the Federal Health Insurance Marketplace.

Families with children living above 400 percent FPL are eligible to purchase insurance through the Marketplace, but are not eligible for subsidies to assist with premium costs.

Uninsured Mississippi Children 0-18 Years of Age
Distribution by Family Work Status, 2013



Nearly nine out of ten (87%) uninsured children live in families where at least one adult works, and over three-quarters (76%) live in families where an adult works full-time.

CHART BOOK:

A PROFILE OF HEALTH COVERAGE FOR MISSISSIPPI CHILDREN

May 2015

Center *for* Mississippi
Health Policy

Plaza Building, Suite 700
120 N. Congress Street
Jackson, MS 39201

Phone 601.709.2133
Fax 601.709.2134

@mshealthypolicy

www.mshealthpolicy.com