

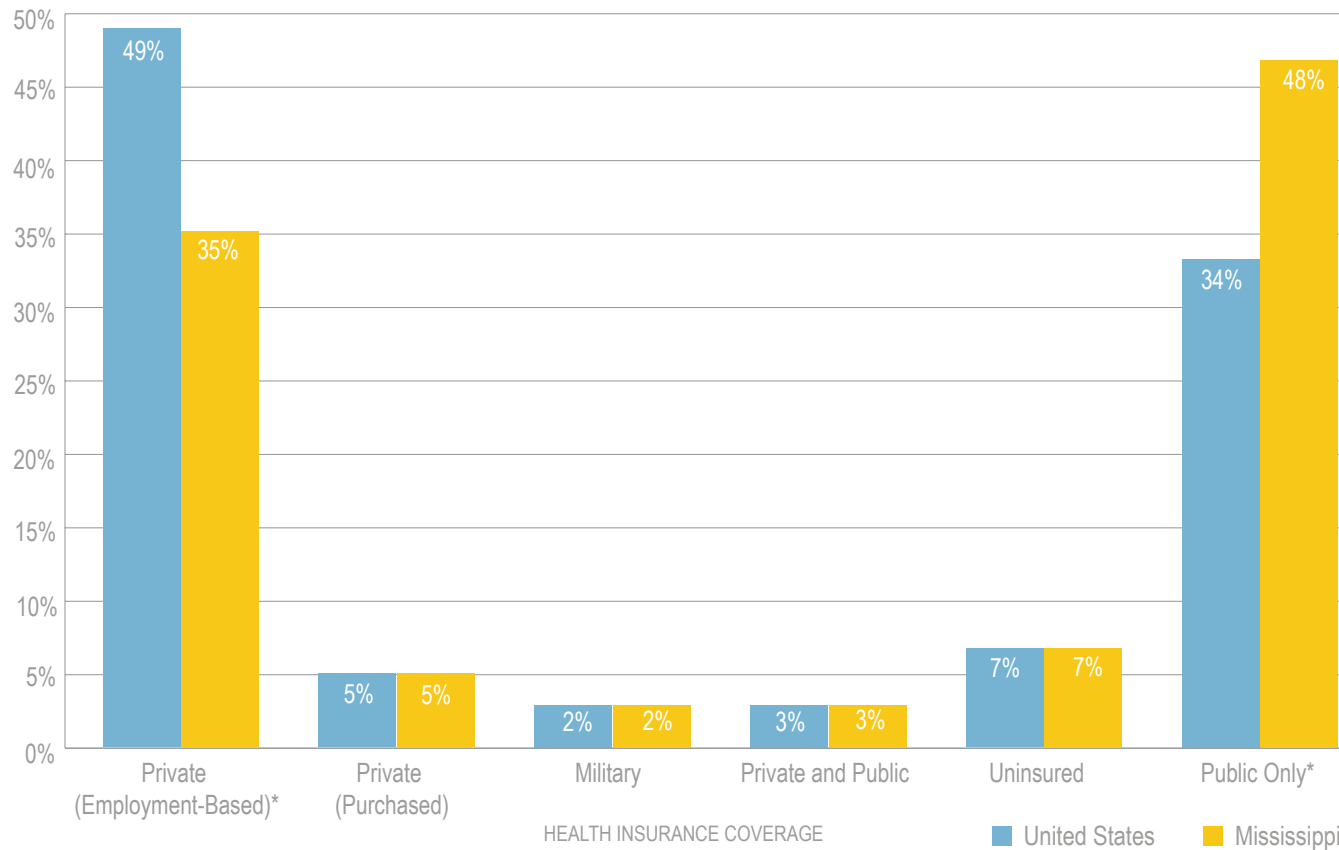
# Center *for* Mississippi Health Policy

CHART BOOK:

## A PROFILE OF HEALTH COVERAGE FOR MISSISSIPPI CHILDREN

*April 2014*

## Children 0-18 Years of Age Health Coverage by Type in the United States and Mississippi, 2012



Mississippi children under 19 years of age have identical uninsurance levels as the U.S. at 7 percent.

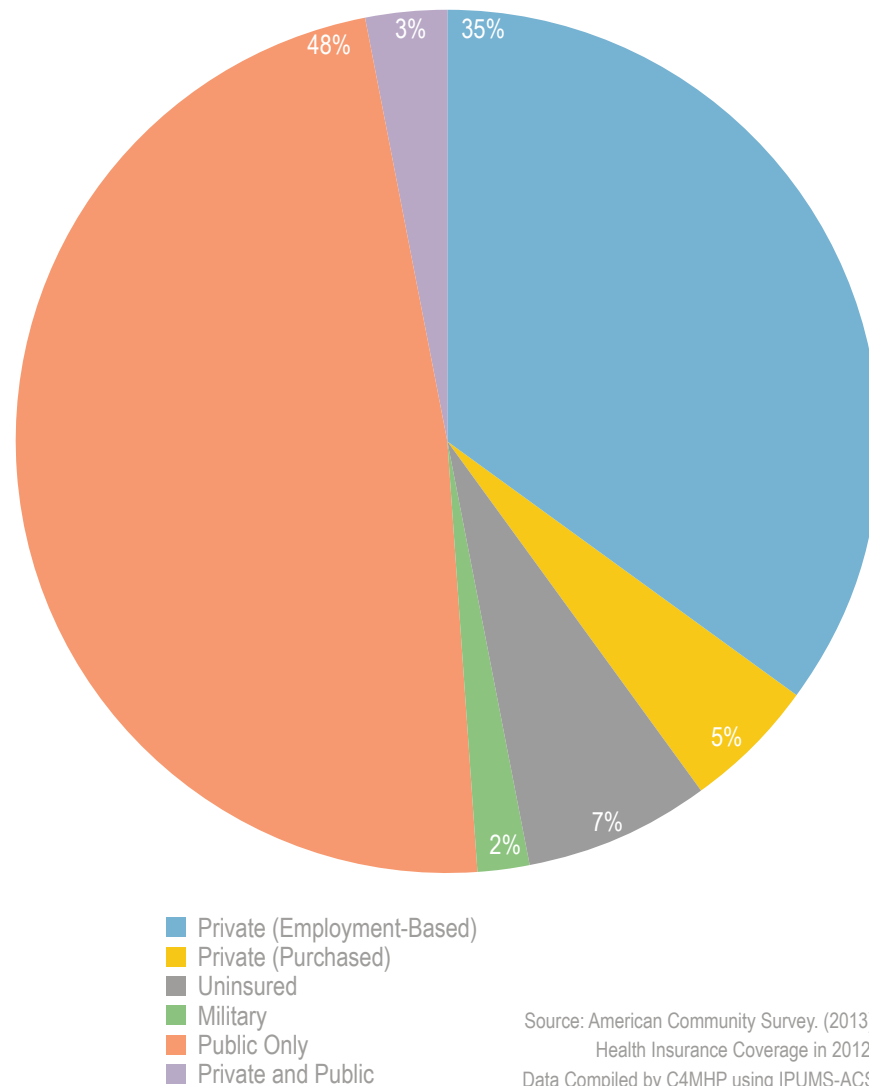
Mississippi children have significantly higher rates ( $p < .01$ ) of health insurance coverage (48% versus 34%) under public programs such as Medicaid and the Children's Health Insurance Program (CHIP) and significantly ( $p < .01$ ) lower rates of private, employer-based health insurance coverage (35%) than the national rate (49%).

Source: American Community Survey. (2013). Health Insurance Coverage in 2012.

Data Compiled by C4MHP using IPUMS-ACS.

\*Note: Statistically significant difference ( $p < .01$ ).

## Mississippi Children 0-18 Years of Age Distribution by Type of Coverage, 2012

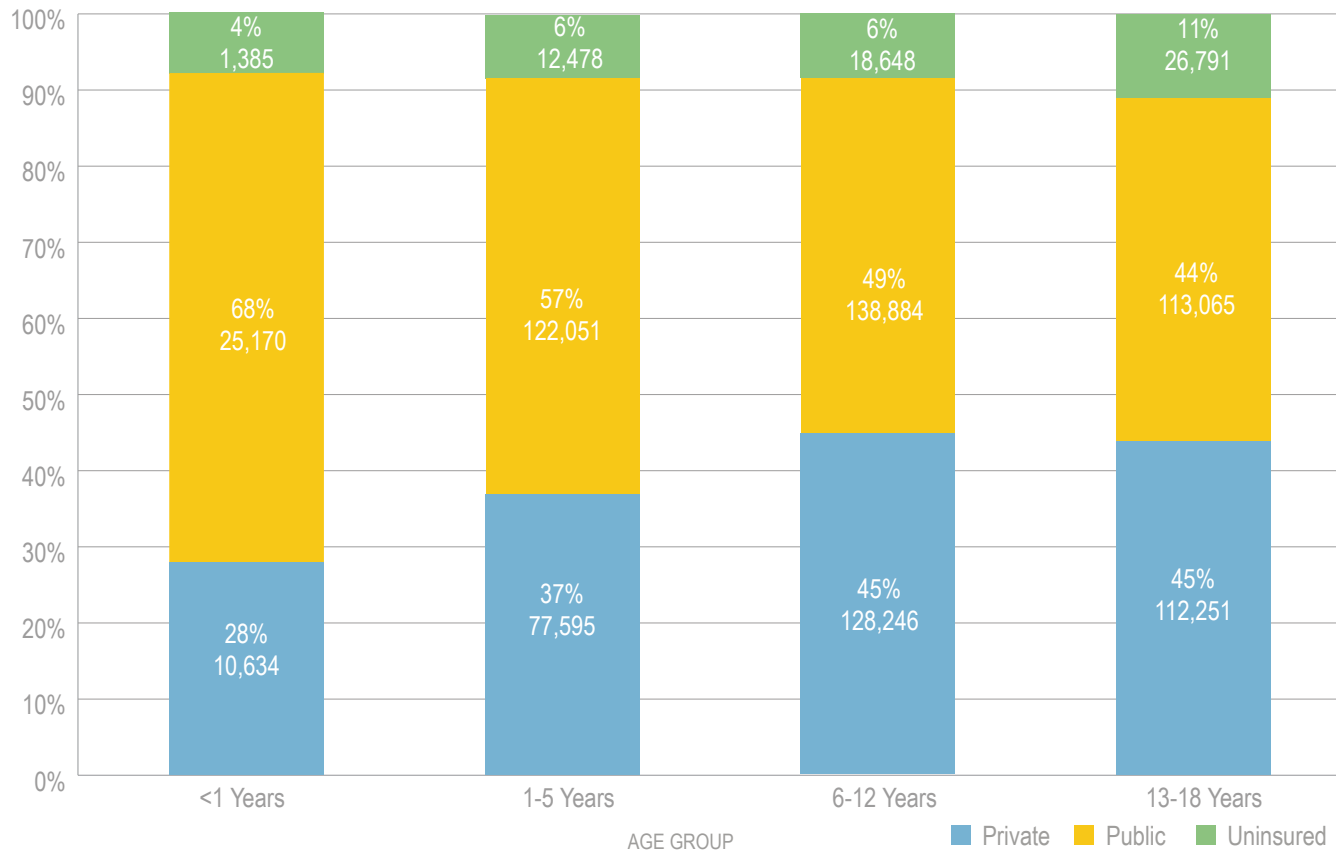


Source: American Community Survey. (2013).  
Health Insurance Coverage in 2012.  
Data Compiled by C4MHP using IPUMS-ACS.

Two out of five (40%) Mississippi children have private health coverage. Over one-third (35%) of children access private coverage through employment-based plans. About 1 out of 14 (7%) children lacks health insurance coverage in Mississippi.

Public programs provide coverage for half (51%) of Mississippi's children. Children in families with household incomes at or below 214 percent of the Federal Poverty Level may qualify for public programs, which include Medicaid or the Children's Health Insurance Program (CHIP).

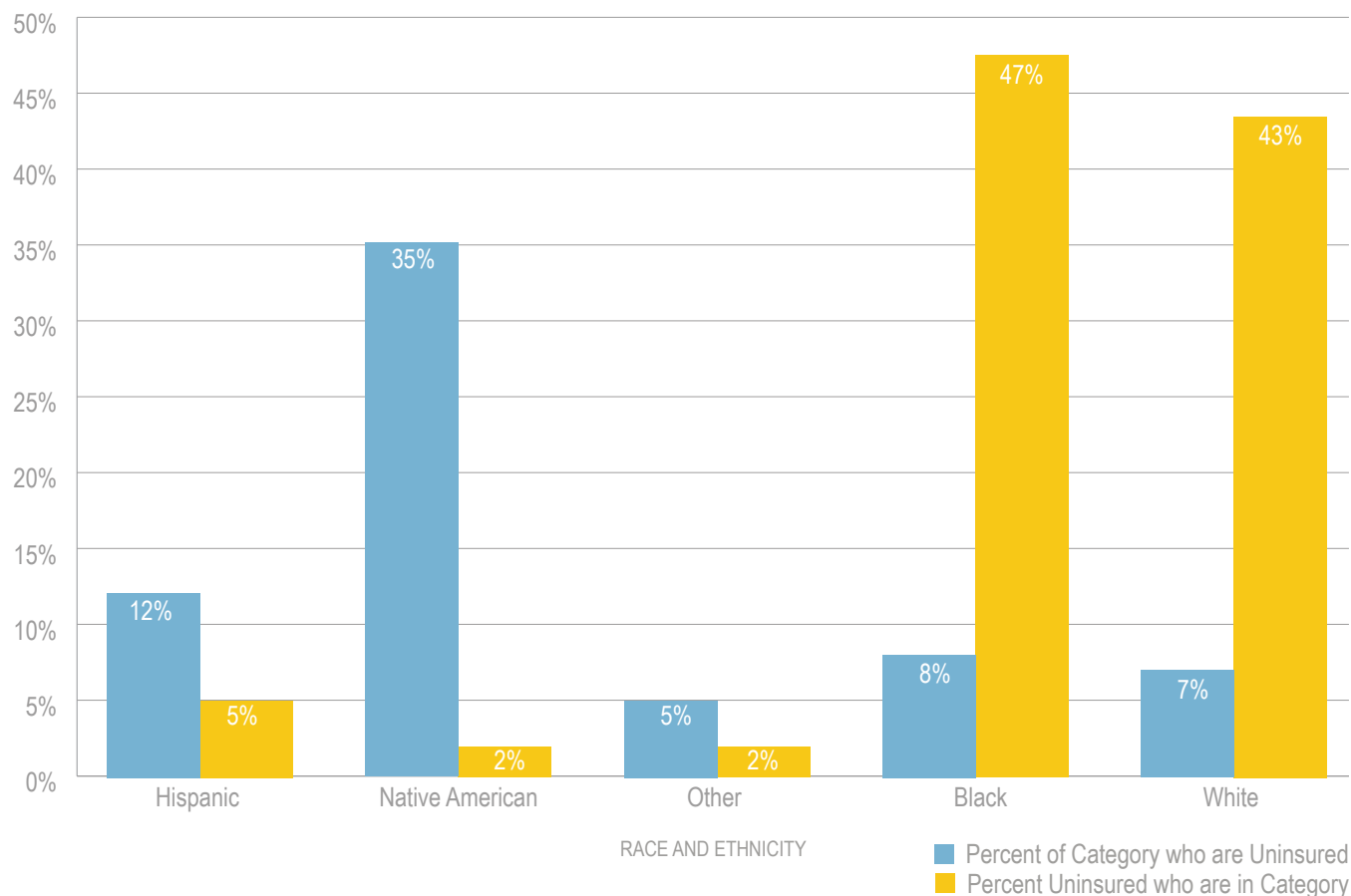
## Mississippi Children 0-18 Years of Age Type of Coverage by Age Group, 2012



Rates of public coverage decline as children progress in age. In contrast, private coverage and uninsured rates rise as children's age increases.

Source: American Community Survey. (2013). Health Insurance Coverage in 2012.  
Data Compiled by C4MHP using IPUMS-ACS.

## Mississippi Children 0-18 Years of Age Uninsurance by Race and Ethnicity, 2012

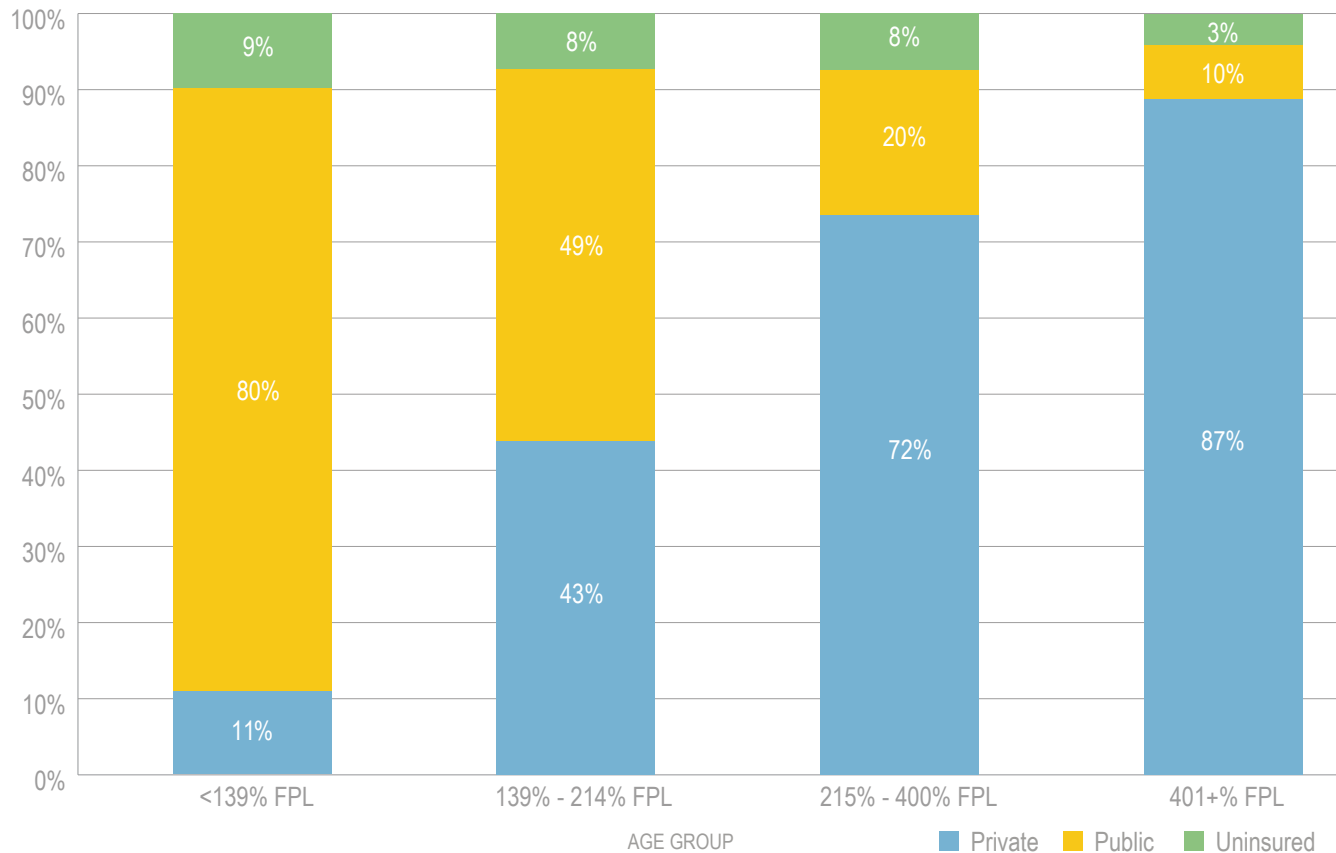


Uninsurance rates are highest for Native American and Hispanic children. Over one-third (35%) of Mississippi Native American children and one out of eight (12%) Hispanic children are uninsured, compared to 8 percent of Black children and 7 percent of White children.

Due to the smaller numbers of Mississippi children who are Hispanic or Native American, these children represent a small percentage, 5 and 2 percent respectively, of the uninsured in Mississippi. Almost half (47%) of the percentage of uninsured children are Black and 43 percent are White.

Source: American Community Survey. (2013). Health Insurance Coverage in 2012.  
Data Compiled by C4MHP using IPUMS-ACS.

## Mississippi Children 0-18 Years of Age Distribution of Coverage by Federal Poverty Level, 2012

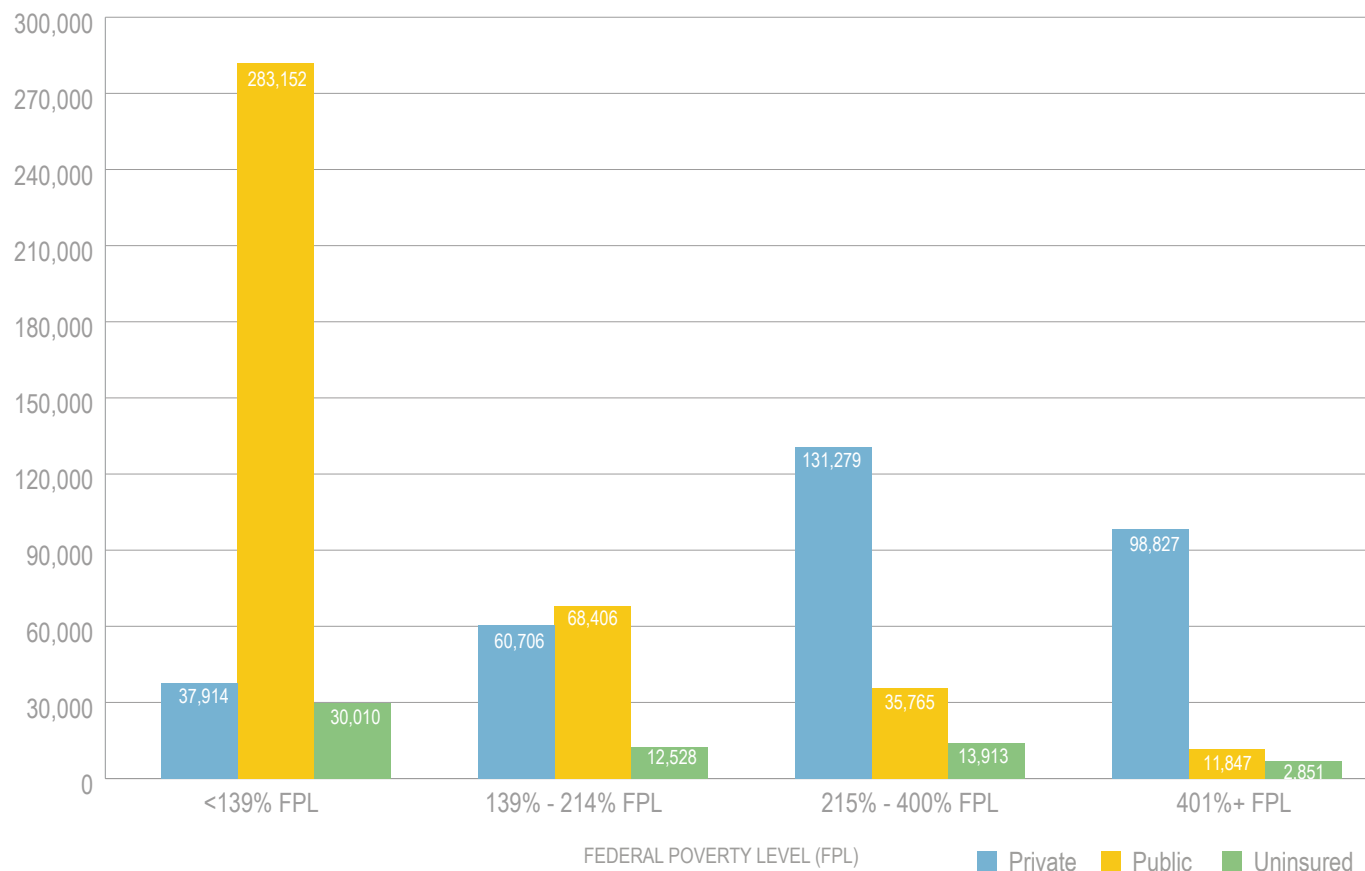


Rates of public coverage and uninsurance decline as family income rises. In contrast, private coverage rates rise as children's family income increases.

Income limits for children to qualify for Medicaid in Mississippi is 133 percent of the Federal Poverty Level (FPL) and for CHIP, it is 209 percent FPL. As Federal law provides for a 5 percent "income disregard" concerning family income limits for eligibility in Medicaid and CHIP, the effective limit is 138 percent FPL for Medicaid and 214 percent FPL for CHIP.

Source: American Community Survey. (2013). Health Insurance Coverage in 2012.  
Data Compiled by C4MHP using IPUMS-ACS.

## Mississippi Children 0-18 Years of Age Type of Coverage by Federal Poverty Level, 2012

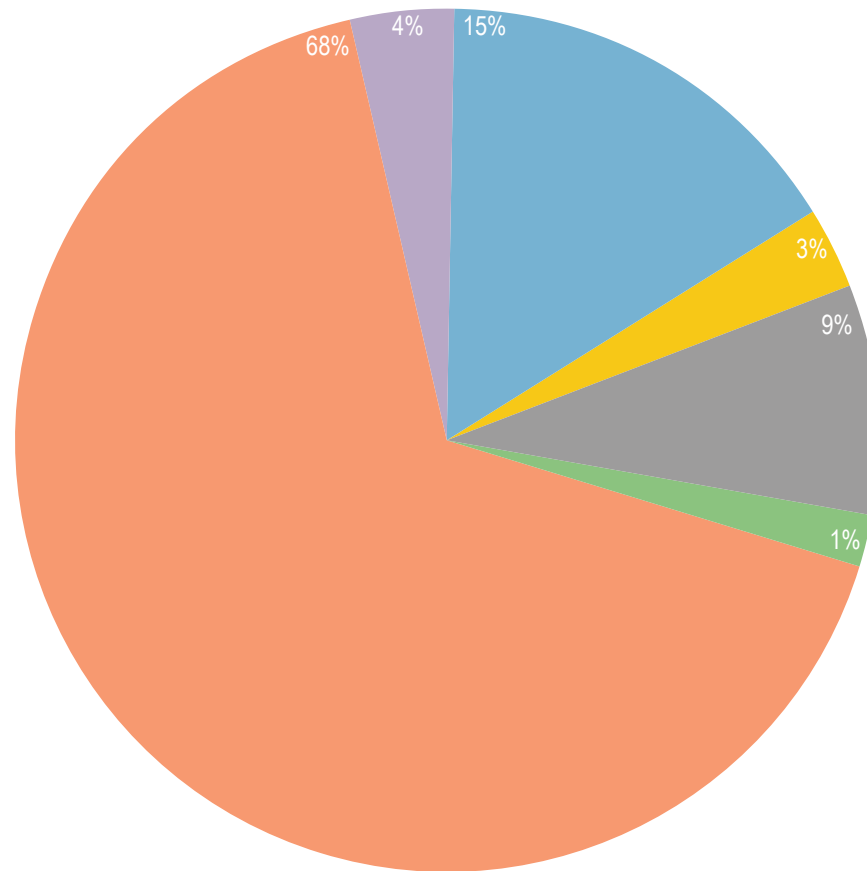


Approximately 42,538 uninsured children in families with incomes at or below 214 percent of the Federal Poverty Level are likely income-eligible for Medicaid or CHIP.

Almost 14,000 uninsured children have family income levels that may qualify them for subsidized coverage through the Federal Health Insurance Marketplace.

Source: American Community Survey. (2013). Health Insurance Coverage in 2012.  
Data Compiled by C4MHP using IPUMS-ACS.

## Mississippi Children 0-18 Years of Age At or Below 214% Federal Poverty Level Distribution by Type of Coverage, 2012



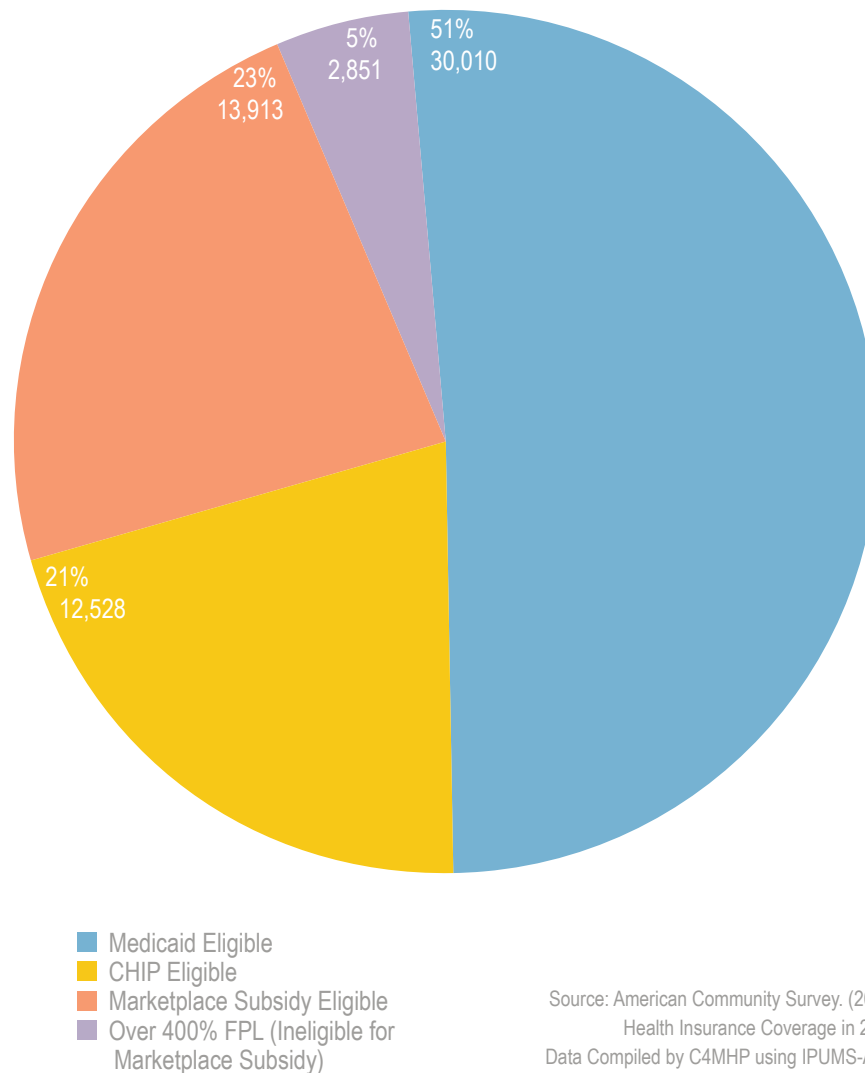
Public health insurance covers more than two-thirds (68%) of low income children in Mississippi, while 1 out of 11 (9%) children living in this income group lacks health insurance coverage.

■ Private (Employment-Based)  
■ Private (Purchased)  
■ Uninsured  
■ Military  
■ Public Only  
■ Private and Public

Source: American Community Survey. (2013).  
Health Insurance Coverage in 2012.  
Data Compiled by C4MHP using IPUMS-ACS.



## Uninsured Mississippi Children 0-18 Years of Age Distribution by Potential Coverage Eligibility Based on Federal Poverty Level, 2012

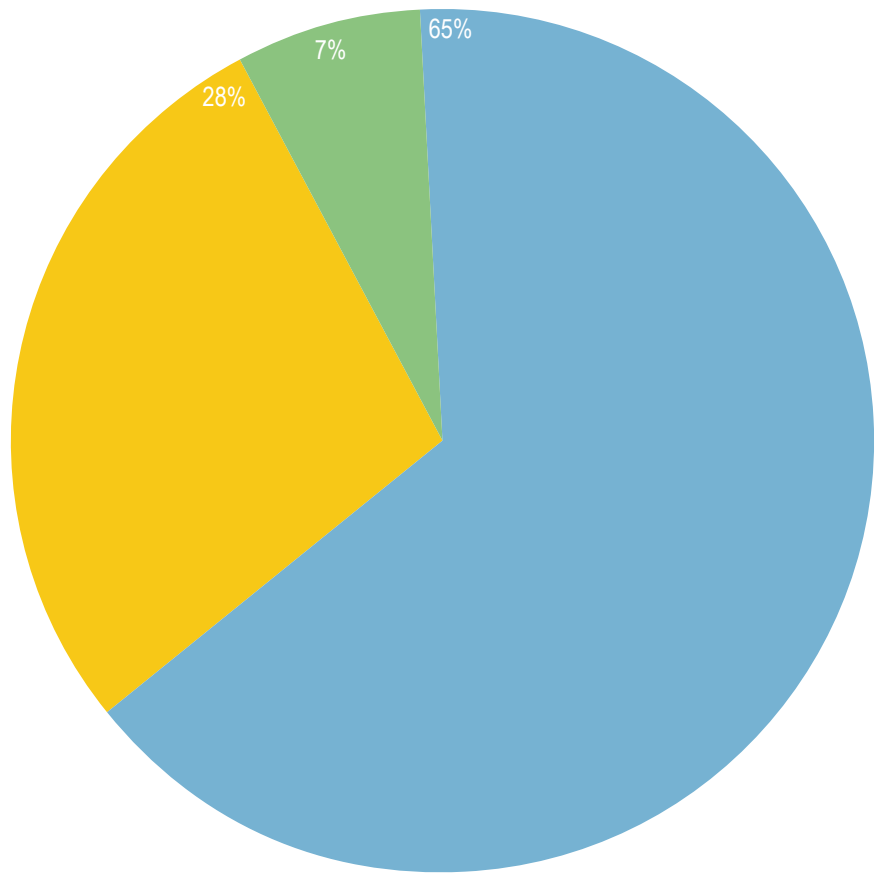


Nearly three-quarters of uninsured children (72%) in Mississippi, approximately 42,538, are eligible for public insurance coverage either through the Medicaid or the Children's Health Insurance Program (CHIP) based on Federal income level eligibility limits. Uninsured children (23%) not eligible for Medicaid or CHIP living up to 400 percent FPL may be eligible for private health insurance subsidies if purchased through the Federal Health Insurance Marketplace.

Families with children living above 400 percent FPL are eligible to purchase insurance through the Marketplace, but are not eligible for subsidies to assist with premium costs.

Source: American Community Survey. (2013).  
Health Insurance Coverage in 2012.  
Data Compiled by C4MHP using IPUMS-ACS.

Uninsured Mississippi Children 0-18 Years of Age  
Distribution by Family Work Status, 2012



More than nine out of ten (93%) uninsured children live in families where at least one adult works, and nearly two-thirds (65%) live in families where an adult works full-time.

- Adult in Family Working Full-Time
- Adult in Family Working Part-Time
- No Adult in Family Working

Source: American Community Survey. (2013).  
Health Insurance Coverage in 2012.  
Data Compiled by C4MHP using IPUMS-ACS.

CHART BOOK:

## A PROFILE OF HEALTH COVERAGE FOR MISSISSIPPI CHILDREN

*April 2014*

Center *for* Mississippi  
Health Policy

Plaza Building, Suite 700  
120 N. Congress Street  
Jackson, MS 39201

Phone 601.709.2133  
Fax 601.709.2134

@mshealthypolicy

[www.mshealthpolicy.com](http://www.mshealthpolicy.com)